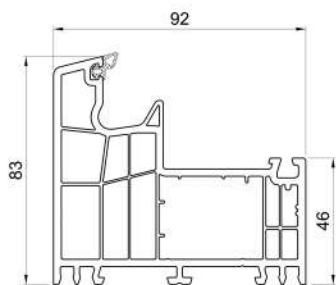




**Lion Evolution<sup>®</sup> 92**

**FIȘA TEHNICĂ**

## Blendrahmen



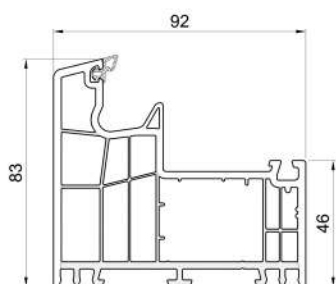
**170 420**

C-Stahl:  
37x28  
**475 200**

C-Stahl:  
35x28  
**455 230**

Stahlrohr:  
35x28  
**455 235**

C-Stahl (tg):  
35x28  
**455 231**



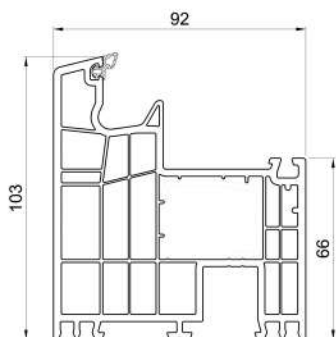
**170 820**

C-Stahl:  
37x28  
**475 200**

C-Stahl:  
35x28  
**455 230**

Stahlrohr:  
35x28  
**455 235**

C-Stahl (tg):  
35x28  
**455 231**



**170 430**

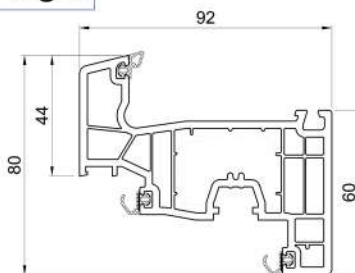
C-Stahl:  
37x28  
**475 200**

C-Stahl:  
35x28  
**455 230**

Stahlrohr:  
35x28  
**455 235**

C-Stahl (tg):  
35x28  
**455 231**

## Flügel

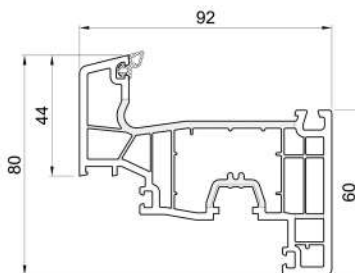


**171 020**

C-Stahl:  
37x28  
**475 200**

C-Stahl:  
35x28  
**455 230**

C-Stahl (tg):  
35x28  
**455 231**

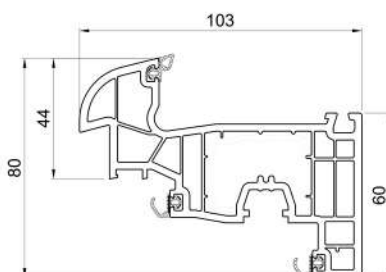


**171 820**

C-Stahl:  
37x28  
**475 200**

C-Stahl:  
35x28  
**455 230**

C-Stahl (tg):  
35x28  
**455 231**

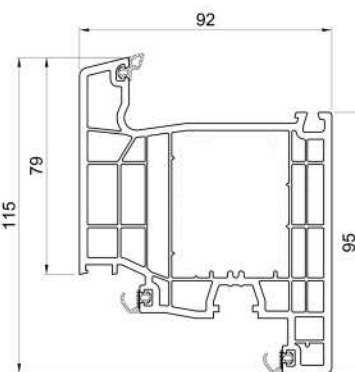


**171 226**

C-Stahl:  
37x28  
**475 200**

C-Stahl:  
35x28  
**455 230**

C-Stahl (tg):  
35x28  
**455 231**



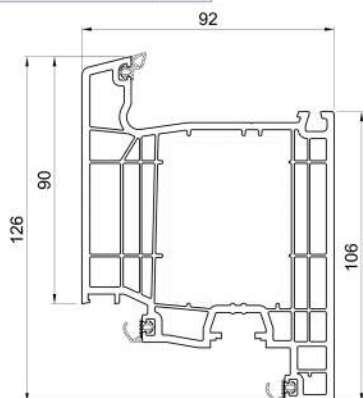
**171 030**

C-Stahl:  
40x52  
**455 030**

Stahlrohr:  
40x50  
**405 065**

SchweißBeckverbinder:  
**208 110**  
Klemmhebel für Verbinder  
**207 910**

## Haustürflügel



**171 040**

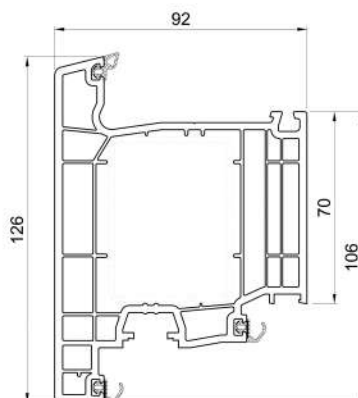
Dornmaß 55



**415 055**  
DIN links

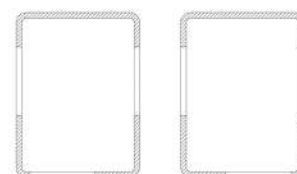
**415 056**  
DIN rechts

SchweißBeckverbinder:  
**217 060**  
Klemmhebel für Verbinder  
**207 910**



**371 040**

Dornmaß 55

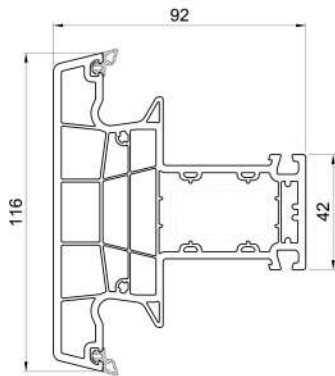


**415 055**  
DIN links

**415 056**  
DIN rechts

SchweißBeckverbinder:  
**217 060**  
Klemmhebel für Verbinder  
**207 910**

## Pfosten / Sprossen



**172 420**



Stahlrohr:  
40x20  
**415 020**



Pfosten-Kreuz-  
verbinder Set  
**178 020**



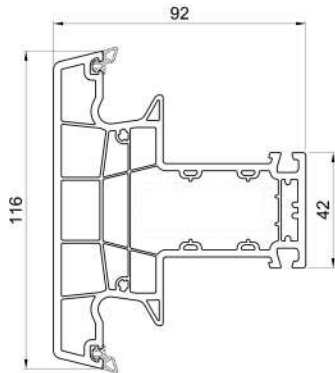
Bohrschablone  
**178 420**

Pfosten-  
verbinder Set  
**178 030**

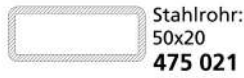


Bohrschablone  
**178 420**

Dichtblock  
**178 820**



**172 421**



Stahlrohr:  
50x20  
**475 021**



Pfosten-Kreuz-  
verbinder Set  
**178 020**



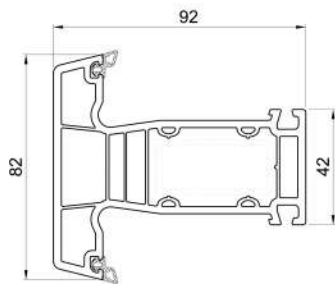
Bohrschablone  
**178 420**

Pfosten-  
verbinder Set  
**178 030**

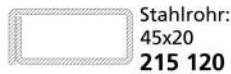


Bohrschablone  
**178 420**

Dichtblock  
**178 820**



**172 425**



Stahlrohr:  
45x20  
**215 120**



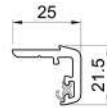
Sprossen-Kreuz-  
verbinder Set  
**178 040**



Bohrschablone  
**178 440**

Dichtblock  
**178 840**

## Stulpleisten



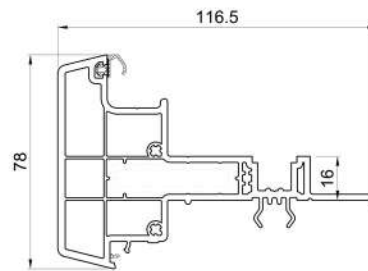
**416 026**



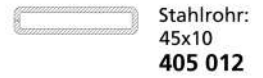
Dichtblock  
**474 926**



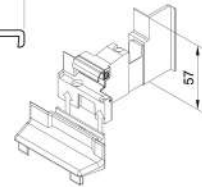
Stulp-Abdeckleiste, sk  
**406 317**



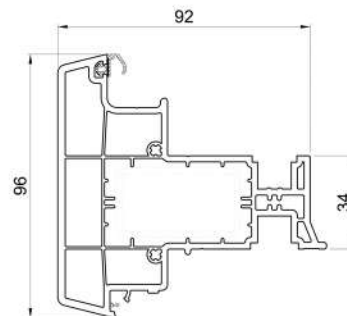
**176 020**



Stahlrohr:  
45x10  
**405 012**



Stulpdoppeln-Set  
zweiteilig  
**177 020**



**176 030**



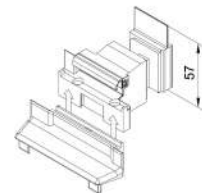
Stahlrohr:  
50x10  
**405 015**



Stahlrohr:  
45x25  
**475 045**



Flachstahl:  
50x10  
**405 125**



Stulpdoppeln-Set  
zweiteilig  
**177 030**